



134 3<sup>rd</sup> Ave E  
Twin Falls, ID 83301  
208.736.8050

## **Addendum NO. 2**

PROJECT: Phase 1 Part B  
Wright Ave Jail  
Date: July 31, 2025

To the General Contractor, Subcontractors and Suppliers:

The following items contain additions, deletions, or modifications to the Plans and Specifications. This Addendum forms a part of the Contract Documents and shall be bound inside the cover of the Project Manual.

General Contractor shall be responsible for contacting their sub-contractors as this addendum may affect them.

Bidders shall acknowledge receipt of this Addendum on the Contractor Bid Proposal.

### **GENERAL NOTES/QUESTIONS:**

1. Grenade ports shall be fabricated by TRC Fabrication LLC in Idaho Falls, Idaho 208 542-9600
2. There were several cameras that did not show up on the redesign drawing, refer to the updated sheet (E1B-3.O) for these camera locations.
  - a. **Response** - Fabricated by TRC Fabrication LLC in Idaho Falls, Idaho 208 542-9600
3. **Question**- It is my understanding that the roof will not have a vapor barrier installed on it. Is that true?
  - a. **Response** - no vapor barrier
4. **Question** - In the specifications 096501 it calls out for stainless steel cove base, however the finish schedule drawing A1B-9.0 does not call out any SS base.
  - a. **Response** – Stainless steel base not used.
5. **Question** -The Bid package # 06 calls out that the owner will be providing the detention Furniture, but contractor is to install, who is providing all the fasteners for the bunks, tables, seating, etc.?
  - a. **Response** - The owner is providing furniture only, all related items by contractor.
6. **Question** - Drawing A1B-9.1 on the door schedule frame section does not reference a column for frame types. Is the detention frame required to be 3 -sided for all doors no side light?
  - a. **Response** – Refer to door types on sheet A1B-9.2
7. **Question** - Package for doors and hardware section 087163. For the detention doors some hardware sets are commercial locking system and hardware. Do we provide material and labor for these sets? All sets that include Airteq items listed in bid package 8 we are to exclude as material and labor is by owner?
  - a. **Response**- The owner will only be providing material and labor for airteq hardware.
8. **Question** - What does the security rating mean on the door schedule for door and frame section?
  - a. **Response** – Refer to security grade in spec section 083463
9. **Question** - The UL rating listed on door schedule is that clarifying the fire rating for the frames only or include both doors and hardware?
  - a. **Response**- Entire door assembly

### **SPECIFICATIONS MANUAL:**

SECTION 096501 - RESILIENT BASE  
At 2.1, B  
Add (not used)

### **APPROVED SUBSTITUTION REQUESTS**

1. 055000 – Metal Fabrications

Laughlin Ricks Architecture, LLC



a. Approved: O’Keeffe’s – aluminum ladder

**ELECTRICAL DRAWINGS**

REVISE Sheet E1B-3.0

**Summary of Attachments to Addendum No. 1**

(Bidders check to verify receipt of all attachments.)

**DRAWINGS**

Sheet E1B-3.0

END OF ADDENDUM No. 2

CORRECTIONAL FACILITY SPECIAL NOTES:

- ALL WIRING METHODS AND MATERIALS LOCATED IN AREAS ACCESSIBLE TO INMATES SHALL BE TAMPER-PROOF AND UL LISTED FOR USE IN THE ENVIRONMENT.
- ALL WIRE DEVICE COVERPLATES IN AREAS ACCESSIBLE TO INMATES SHALL BE TAMPER-PROOF & UL LISTED FOR THE LOCATION; KENALL MIGHT MAC SERIES; MODEL WSP/WPP-6 FASTENERS: TORX T-20 HEAD W/ CENTER PIN.
- SURFACE MOUNTED RACEWAY, DEVICES, ETC. IN ANY AREAS ACCESSIBLE TO INMATES IS PROHIBITED.


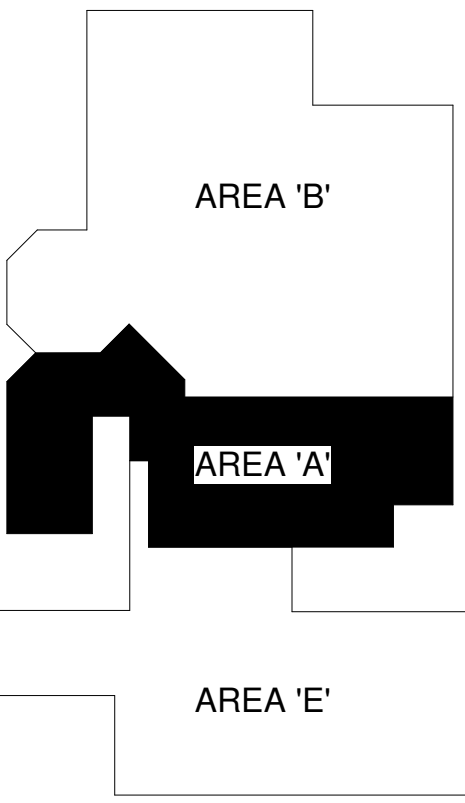
JAIL CONTROL & SECURITY SYSTEMS:

- THE JAIL SECURITY SYSTEM INFORMATION MANAGEMENT & CONTROLS SYSTEM SHALL BE:  
PEREGRINE CONTROL INTERFACE PLATFORM  
OR APPROVED EQUAL  
SEE SPECIFICATION SECTION 28 1300 FOR ADDITIONAL INFORMATION. ALTERNATE MANUFACTURER'S SHALL BE SUBMITTED TO 10-DAYS PRIOR TO BID FOR PRE-APPROVAL.
- THE EXISTING JAIL CONTROL/SECURITY SYSTEM LOCATED IN AREA 'E' SHALL BE COMPLETELY REMOVED IN PREPARATION FOR THE NEW SYSTEM. EXISTING CONDUITS, BOXES, ETC MAY BE REUSED IF THEY MEET THE REQUIREMENTS OF THE NEW SYSTEM COMPONENTS.
- NEW SECURITY SYSTEM INCLUDES BUT IS NOT LIMITED TO; TOUCH SCREEN CONTROLS, PLC'S, INTERCOM, DOOR CONTROL, LIGHTING CONTROL, SECURITY CAMERAS, ETC. THE SYSTEM WILL HAVE THE ABILITY FOR FUTURE EXPANSION FOR THE TOTAL BUILD-OUT OF THE PROJECT.
- E.C. SHALL SCHEDULE A COORDINATION MEETING A MINIMUM OF 3-WEEKS PRIOR TO BEGINNING OF ANY ELECTRICAL ROUGH-IN OR MANUFACTURING OF PRECAST PANEL TO COORDINATE THE ROUGH-IN REQUIREMENTS FOR THE JAIL CONTROL/SECURITY SYSTEM AND COMPONENTS.  
ATTENDEES SHOULD INCLUDE:  
OWNER'S REPRESENTATIVE  
JAIL SECURITY CONTRACTOR  
GENERAL AND ELECTRICAL CONTRACTORS
- REFER TO SHEET E1B-3.4 FOR JAIL SECURITY SYMBOLS, SCHEDULES AND DETAILS.

# KEY NOTES:

- NEW RELAY PANEL FOR CONTROL OF LIGHTING, RECPT., ETC. REFER TO ASSOCIATED RELAY PANEL SCHEDULE FOR ADDITIONAL INFORMATION. RELAY PANELS SHALL BE NETWORKED TOGETHER AND CONNECTED TO THE JAIL SECURITY SYSTEM FOR CONTROL. CAT 5e BETWEEN PANELS AS REQUIRED FOR NETWORKING AND CAT5e TO IT RM 109B FOR CONNECTION TO JAIL SECURITY SYSTEM. PROVIDE REQUIRED MODULE(S) FOR INTEGRATION WITH JAIL SECURITY SYSTEM. COORDINATE WITH JAIL SECURITY SYSTEM INTEGRATION CONTRACTOR PRIOR TO ORDERING.
- ALL EXISTING ELECTRICAL DEVICES, LIGHTING, ETC. IN THIS ROOM/AREA WAS PART OF PHASE 1A. LOCATE AND PROTECT AS REQUIRED. PHASE 1B E.C. SHALL PROVIDE AND INSTALL ALL NEW DEVICES AS SHOWN ON DRAWINGS, INCLUDING BUT NOT LIMITED TO; WIRELESS ACCESS POINTS, JAIL SECURITY SYSTEM AND FIRE ALARM. COORDINATE INSTALLATION OF DEVICES WITH PHASE 1A CONTRACTOR.

KEY PLAN:



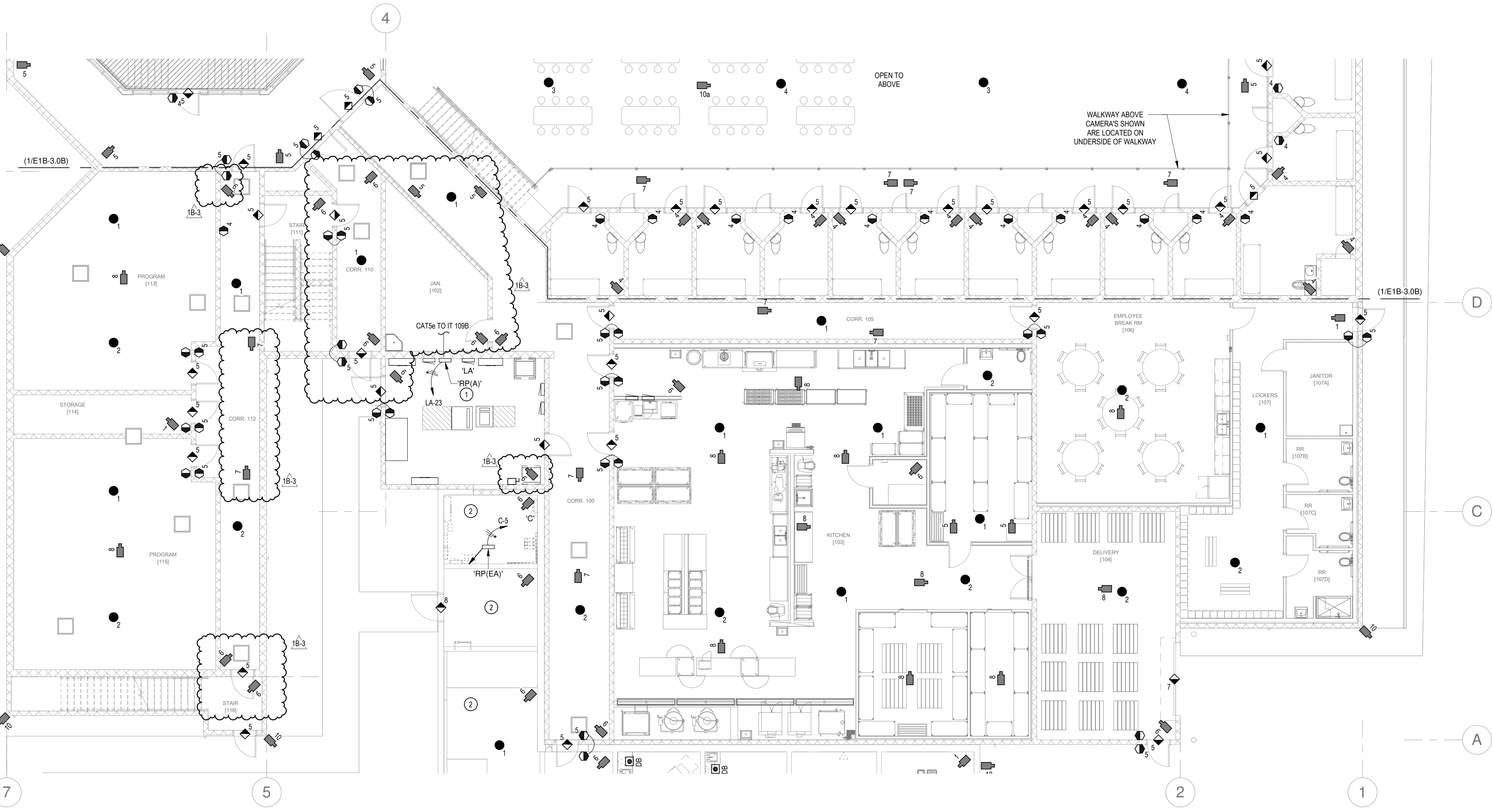
PROJECT #: 2496  
**IPAYNE**  
Engineering Inc.  
1823 E. Center  
Pocatello, Idaho 83201  
tel (208) 232-4439  
www.payneengineeringinc.com

PHASE 1 PART B FOR:  
**TWIN FALLS COUNTY - WRIGHT AVE JAIL**  
2815 Wright Ave, Twin Falls, ID 83301  
**MAIN FLOOR SECURITY PLAN - AREA 'A'**

**Laughlin Ricks Architecture**  
architecture/planning  
134 3RD AVE. E. \* Twin Falls, Idaho 83301  
PHONE: (208) 736-8050

DATE: 06/30/25  
SAM Drawn  
TEP Checked  
#23029  
PROJECT #

**E1B-3.0A**



**1 MAIN FLOOR SECURITY PLAN - AREA 'A'**  
SCALE: 1/8" = 1'-0"  
0" 8" 16"  
NORTH